NOTE: Verify all dimensions with the architectural drawings.

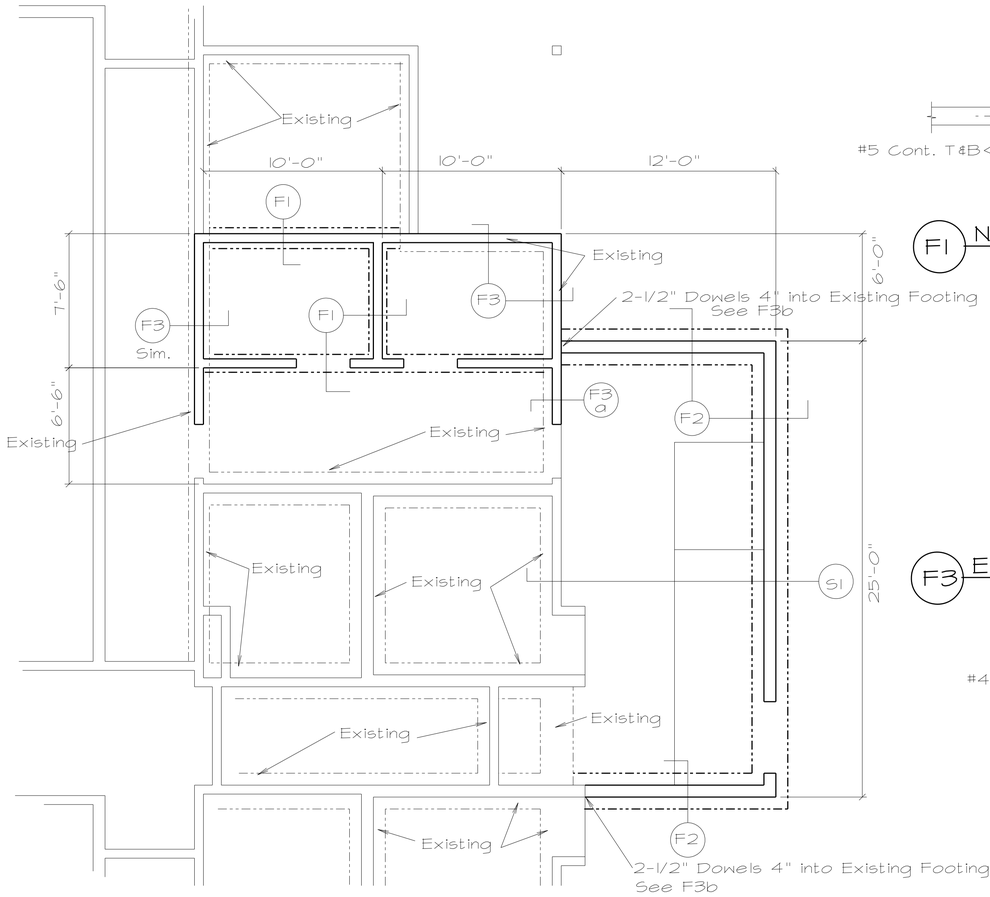

FOUNDATION PLAN

1/4" = 1'-0"

Concrete f'c = 3000 psi @ 28 days
(Special Inspection not required if batch ticket showing Concrete design strength is provided)
Rebar Fy= 60 ksi (#3 Fy= 40 ksi)
Dowel Existing Slab to New Footing w/#3's @ 24"oc
(Extend 4" min. into slab)
NOTE: Refer to the Architectural Drawings fo verify all dimensions shown on these sheets.

Dowel New Footing Rebar into Existing Footing min. 4" (F3b)
New Footing should extend 12" min. into Natural Grade
Rebar in concrete poured against soil requires 3" cover.

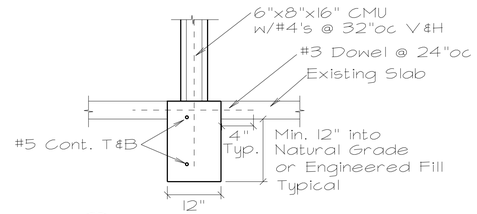

F1 NEW FOOTING

3/4" = 1'-0"

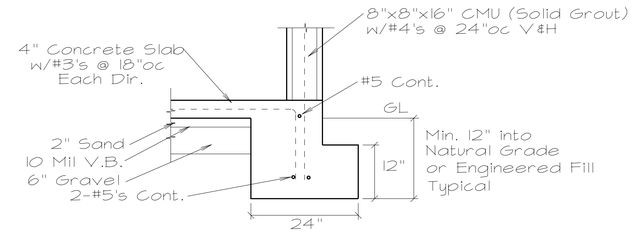

F2 SALLEY PORT FOOTING

3/4" = 1'-0"

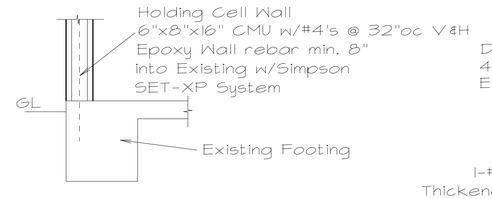

F3 EXISTING FOOTING

3/4" = 1'-0"

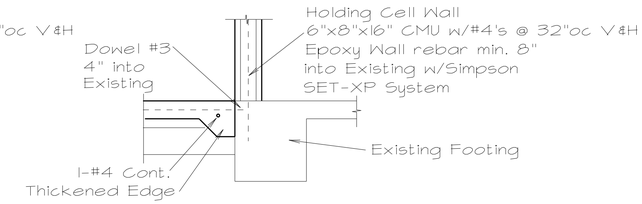

F3 a NEW SLAB AT EXISTING FOOTING

3/4" = 1'-0"

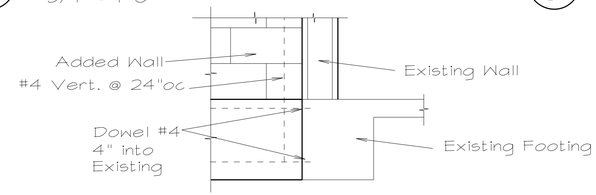

F3 b NEW FOOTING TO EXISTING FOOTING

3/4" = 1'-0"

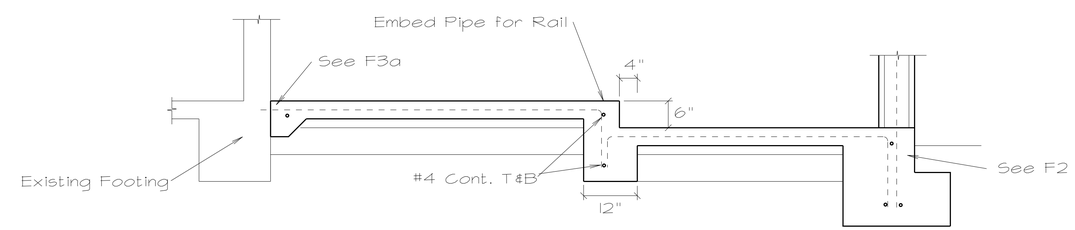

S1 SALLEY PORT SECTION

3/4" = 1'-0"

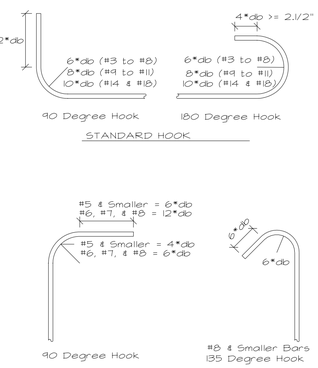

Concrete Lap Splices
#3 Ld=12" #8 Ld=32"
#4 Ld=16" #9 Ld=36"
#5 Ld=20"
#6 Ld=24"
#7 Ld=28"

Masonry Lap Splices
#3 Ld=18" #8 Ld=48"
#4 Ld=24" #9 Ld=54"
#5 Ld=30"
#6 Ld=36"
#7 Ld=42"

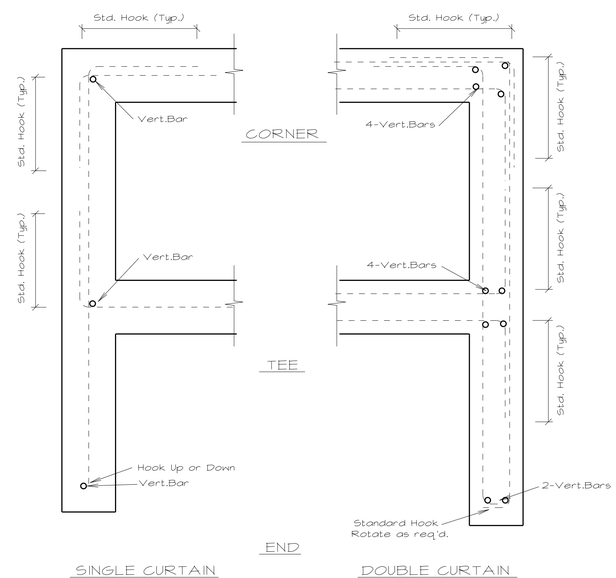

HORIZONTAL BARS IN WALLS & FOOTINGS

NEW HOLDING CELL PROJECT

DELENO / NORTH KERN COURT

1122 JEFFERSON ST.
DELENO, CALIFORNIA

STEPHEN MACIE, P.E.
CALIF.CE:28063, HI.SE:5974
1009 Morro St. #201
San Luis Obispo, CA 93401
PH: 805-541-3837
Email:ECVAL3@AOL.COM

REGISTERED PROFESSIONAL ENGINEER
STEPHEN MACIE
No. 28063
Exp. 3-31-12
CIVIL
STATE OF CALIFORNIA

REV 11/1/10

The use of these plans and specification shall be restricted to the original site for which they were prepared and publication thereof is expressly limited to such use. Reproduction or publication by any method, in whole or in part, is prohibited. Title to these plans and specifications remain with the engineer or architect without prejudice. Visual contact with these plans and specifications shall constitute prima facie evidence of the acceptance of these restrictions.

Written dimensions on these drawings shall have precedence over scaled dimensions. Contractors shall verify and be responsible for all dimensions and existing conditions on the job and shall report any discrepancies to the engineer or the architect for resolution prior to commencing work.

SHEET TITLE:

SHEET #: S3